



SYSTEMARDEX
PREMIUM PERFORMANCE



SYSTEM ARDEX

Flooring Products and Substrate Preparation Systems

Contents

ARDEX INTRODUCTION

Construction World With ARDEX	6
Vision & Innovation	6
System ARDEX	6

PRODUCT INFORMATION

Floor Preparation Overview	8
ARDEX And Our Environment	8
ARDEX Low VOC Products	8
Quick Guide Floor Preparation Selection Tables:	
• Table 1: Substrates To Receive (Textile/Timber) Coverings	9
• Table 2: Substrates To Receive Timber Coverings	9
Flooring Adhesive Product Selector	10

PRIMERS ADDITIVES

ARDEX P 16	Multipurpose Primer	12
ARDEX P 51	Concentrated Water-Based Primer and Bonding Agent	12
ARDEX P 82	Water Dispersed Epoxy Primer	13
ARDEX R 2 SE	2 Component Solvent Free Epoxy Primer	13
ARDEX PU 30	Polyurethane Primer	14
ARDEX E 25	Tensile Enhancer For ARDEX Levelling Compounds	14

SCREED, SAND AND AGGREGATE

ARDEX A 35	Rapid Setting And Ultra Rapid Drying Cement For Floor Screeds	16
ARDEX A 38	Rapid Hardening And Drying Cement For Floor Screeds In Internal Or External Locations	16
ARDEX AGGREGATE	Prewashed Gravel	16
ARDEX Screed Sand	Size Graded And Kiln Dried Sand	16

MOISTURE CONTROL, WATERPROOF MEMBRANES AND SEALER

ARDEX WPM 256	HydrEpoxy Bonding Bridge	18
ARDEX WPM 300	Substrate Moisture Barrier And Green Slab Primer	18
ARDEX DPM	Surface Damp Proof Membrane – Residual Moisture Suppressant	18

SEALER COATINGS

ARDEX WPM 163	Sheltercoat Penetrative Sealer	20
ARDEX R 65 P	Water-based Polyurethane Sealer for ARDEX Topping	20
ARDEX R 160 P	Polyurethane Coating	20
ARDEX 330	Concrete Sealer	20

COMMERCIAL FLOORING

ARDEX CL 1	Floor Levelling Compound	22
ARDEX CL 11	Commercial Smoothing And Levelling Compound	22
ARDEX CL 312	Universal Floor Levelling Compound	22
ARDEX K 310	Self-levelling Smoothing Compound as Underlayment	23
ARDEX K 11	Levelling And Smoothing Compound	23
ARDEX K 15	Rapid Drying Self Levelling Smooth Compound	24
ARDEX K 35	Commercial Rapid Drying Smoothing and Levelling Compound	24
ARDEX K 55	Ultra Rapid Drying Self Levelling Smoothing Compound	25
ARDITEX NA	Universal Self Levelling Smoothing Compound	25

This catalogue is designed for quick reference.

Please refer to product datasheets and packaging for detailed instructions.

FLOORING TOOLS AND ACCESSORIES

ARDEX Tools And Accessories	26
Trowel Notch Diagrams	26

WEAR SURFACE TOPPING

ARDEX CL 5	Commercial Self-Smoothing Topping	28
ARDEX K 80	Rapid Drying Industrial Topping / Wearing Surface	28
ARDEX K 301	External Self Levelling Topping	29
ARDEX 308	Acrylic Polymer Cementitious Coating	29
ARDEX 318	Rapid Hardening And High Wear Resistance Polymer Modified Cementitious Coating (Heavy-Duty)	30

ARDURAPID SKIMMING COMPOUND & REPAIR MORTAR

ARDEX A 46	Multi-Purpose Repair Mortar	32
ARDEX Feather Finish	Rapid Dry Skim Smoothing Compound	32
ARDEX SKM	Skimcoat Patch and Finishing Underlayment	32

FLOOR COVERING ADHESIVES

ARDEX Adhesives		
• Introduction to ARDEX Floor Covering Adhesives		34
• Floor Covering Adhesives - Architectural Specification Guideline		35
ARDEX AF 142	Fast Grab Vinyl Adhesive	36
ARDEX AF 143 SE	Pressure Sensitive Vinyl Adhesive	36
ARDEX AF 148	All Purpose Flooring Adhesive	36
ARDEX AF 172 SE	Acrylic Sheet Vinyl Adhesive	36
ARDEX AF 178 SE	Universal Sheet Vinyl Adhesive	37
ARDEX AF 190	Premium Multipurpose Flooring Adhesive	37
ARDEX AF 270	Linoleum And Carpet Adhesive	37
ARDEX AF 365	Timber Adhesive For Teakwood Floor	37
ARDEX AF 460 MS	Elastic SMP Wood Adhesive	38
ARDEX AF 480 MS	Firm Elastic SMP Wood Adhesive	38
ARDEX AF 495	Two Component Polyurethane Adhesive	38
ARDEX AF 545	Heavy Duty Epoxy Adhesive	39
ARDEX AF 620	Solvent Free Contact Adhesive	39
ARDEX AF 962	Pressure Sensitive Flooring Adhesive	39
ARDEX AF 2270	Conductive Vinyl Adhesive	40
ARDEX AF 2365	Universal Flooring Adhesive	40
ARDEX AF 2575	SMP Resilient and Rubber Flooring Adhesive	40

TECHNICAL SUPPORT

Ongoing Professional Development	42
Notes	43

This catalogue is designed for quick reference.

Please refer to product datasheets and packaging for detailed instructions.

ARDEX Introduction

ARDEX INTRODUCTION

Construction World with ARDEX

ARDEX Singapore is a manufacturer and solution provider of high quality building / construction, chemical and materials. We are proud to be a part of the ARDEX Group, founded in Witten, Germany in the 1940's that has now grown to become a global business, providing engineered solutions for flooring, waterproofing and tiling.

Today, ARDEX has achieved a worldwide presence through 57 subsidiaries with 3,000 employees active in offices and branches. There are strategic production bases located in more than 50 countries in the recent years.

VISION

The ARDEX Group is the leading solution and service provider of innovative building systems.

INNOVATION

ARDEX specializes in high quality construction materials for substrate preparation, floor levelling, waterproofing and the fixing of surface materials. With our high performance products, superior technical services and continual R&D, ARDEX is exceptionally sufficed to meet the needs of consultants, specifiers, contractors and distributors.

The history of ARDEX began more than 65 years ago with self levelling cements and ceramic tile adhesives.

As the inventors of self levelling and smoothing compounds, ARDEX products which includes Ardit, Feather Finish, and Ardurapid K 15, are now firmly established as benchmarks for flooring worldwide.

QUALITY ASSURANCE

In Singapore, ARDEX 's quality was acknowledged with ISO 9001 accreditation. All production, raw materials and packaging went through vigorous quality control procedures which, together with the quality management system, that have been certified and are independently audited to the Quality Standard ISO 9001:2015.



SYSTEM ARDEX

ARDEX is committed to develop easy to use and high performance products. ARDEX products, systems and services are designed to provide professional contractors with the competitive advantage of superior performance and a lower total cost of installation.

ARDEX flooring products are complementary designed to work together for total reliability and performance. Each product is the result of exquisite research and development that combine the input from contractors, specifiers and installers to ensure absolute product compatibility. We call this System ARDEX.

A system of high quality, totally compatible products matched to unparalleled technical and field support.



Product Information

PRODUCT INFORMATION

FLOOR PREPARATION OVERVIEW

A stable bond between the substrate and the ARDEX topping is the key to success when installing the ARDEX products. Concrete floors must be sound as well as clean and free of all foreign contaminants through mechanical preparation. Unprepared and contaminated slabs are the main causes of expensive and avoidable failures.

All substrates must be assessed and tested for moisture. In situations where moisture exceeds 5.5% or at 70% RH, a moisture barrier must be applied first. Moisture vulnerable slabs which are below grade, cracked or with incomplete, missing and unknown condition vapour barriers, a moisture membrane should be replaced.

Each compound is thoroughly mixed with a mechanical drill and poured onto the prepared and primed concrete. The compound is then spread across the floor to thickness with a height adjustable ARDEX Spreader and smoothed with an ARDEX smoothing trowel.

When new or unusual circumstances are encountered on a specific project, please consult the ARDEX Technical Service for advice.

ARDEX AND OUR ENVIRONMENT

As part of our ongoing commitment to the environment, ARDEX is constantly improving the existing range and developing new products to reduce the ecological foot print. ARDEX K 55, ultra rapid self levelling and smoothing compound has been engineered to self level at 2mm, thus reducing material consumption by 33%.

The indoor air quality of buildings are also enhanced by the use of ARDEX products. As shown in the table below, the performance leading and commonly used ARDEX flooring products have been independently tested by official Green Building institutions responsible for Southeast Asia.

ARDEX LOW VOC PRODUCTS

Both existing and new ARDEX products are independently tested for VOC content. Please contact ARDEX Singapore for an up-to-date list and copies of VOC Test or Green Label certificates.

ARDEX CL 1 	ARDEX K 310 	ARDEX AF 480 MS	ARDITEX NA
ARDEX CL 5 	ARDEX AF 143 SE	ARDEX AF 490	ARDEX P 51
ARDEX CL 11 	ARDEX AF 142	ARDEX AF 620	ARDEX PU 30
ARDEX CL 312 	ARDEX AF 148 	ARDEX AF 962	ARDEX R 2 SE 
ARDEX Feather Finish	ARDEX AF 172 SE 	ARDEX AF 545	ARDEX WPM 163
ARDEX K 15	ARDEX AF 178 SE 	ARDEX AF 748	ARDEX WPM 256 
ARDEX K 35	ARDEX AF 190 	ARDEX AF 2270	ARDEX WPM 300 
ARDEX K 55	ARDEX AF 270	ARDEX AF 2365 	
ARDEX K 80	ARDEX AF 460 MS	ARDEX AF 2575	

QUICK GUIDE FLOOR PREPARATION SELECTION TABLES

Substrates to receive textile coverings									
Preferred ARDEX Underlayment									
	ARDEX A 46	ARDEX 308	ARDEX 318	ARDEX Feather Finish	ARDEX K 11	ARDEX K 15	ARDEX K 35	ARDEX K 55	ARDEX K 80
Main application	Multi-Purpose Repair Mortar	Acrylic Polymer Cementitious Coating	Polymer Modified Cement Coating	Rapid Drying Smoothing	Performance Levelling	Performance Levelling	Commercial smoothing and levelling	Rapid Smoothing	Industrial Levelling
Ready for floor coverings	From 24 hours	—	—	15 mins	24 to 48 hours	16 hours	16 hours	1 to 2 hours	24 hours
Application thickness	2 to 30mm	3mm - 6mm	3mm - 10mm	Feather edge to 3mm	3 to 10mm (1 application), 20mm (2 applications), 35mm (1 base mix application)	3 to 10mm (for 10-35mm thickness, add aggregate)	3 to 10mm	1mm to any depth (for any thickness over 10mm, add aggregate)	5 to 10mm (as base mix: up to 50mm)
External Application	Yes	Yes	Yes	No	No	No	No	No	No
Curing technology	Chemical Hydration	Chemical Hydration	Chemical Hydration - Rapid	ARDURAPID	Hydration	ARDURAPID	ARDURAPID	ARDURAPID	ARDURAPID

	ARDEX K 301	ARDEX K 310	ARDEX CL 1	ARDEX CL 5	ARDEX CL 11	ARDEX CL 312	ARDITEX NA
Main application	External Levelling and Smoothing Topping	Self - Smoothing Compound as Underlayment	Economical levelling	High Strength Self-Smoothing Topping	Performing levelling compound	Performance Levelling	Flexible Levelling
Ready for floor coverings	24 hours, Vinyl 48 hours	48 hours	48 to 72 hours	24 hours	24 to 48 hours	24 to 48 hours	From 4 hours
Application thickness	3 to 20mm	3 to 8mm (up to 35mm as base mix)	3 to 8mm	3 to 10mm	3 to 10mm	Feather edge up to 5mm	Feather edge to 12mm, 12-30mm with 2-5mm Aggregate
External Application	Yes	No	No	Yes (consult Technical Service)	No	No	Yes (if covered with Waterproofing)
Curing technology	Hydration	Hydration	Hydration	Hydration	Hydration	Hydration	Hydration

NOTE: This is intended as a guide only, referring to product applications and limitations. Current Technical Datasheets should always be consulted to ensure that the product fits for it's intended purpose.

What is ARDURAPID?

ARDURAPID Technology chemically utilises the mixing water in building a reinforced crystalline structure guaranteeing a shrinkage-free floor and virtually eliminating the risk of water staining.



Engineered solutions
for tiling, flooring and
waterproofing projects

FLOORING ADHESIVE PRODUCT SELECTOR

	ARDEX AF 142	ARDEX AF 143 SE	ARDEX AF 148	ARDEX AF 172 SE	ARDEX AF 178 SE	ARDEX AF 190	ARDEX AF 270	ARDEX AF 365	ARDEX AF 460 MS	ARDEX AF 480 MS	ARDEX AF 490	ARDEX AF 495	ARDEX AF 545	ARDEX AF 620	ARDEX AF 962	ARDEX AF 2270	ARDEX AF 2365	ARDEX AF 2575
FLOOR COVERINGS																		
Vinyl Wall Sheets	✓																	
VCT				✓	✓													
Dual Bond Underlay		✓																
PVC Backed Carpet Tile		✓																
Sheet Vinyl		✓		✓	✓													
Vinyl Planks		✓		✓	✓													
Solid Vinyl Tiles		✓		✓	✓													
Textile Covering				✓	✓													
Non Vinyl Backed Carpet Tile		✓																
Lamella Parquet																		
Timber Parquet																		
Timber Plank																		
Teakwood Parquet																		
Teakwood Plank																		
Hardwood																		
Solid Wood																		
Jute, Needle Punched & Polypropylene																		
Secondary Backed																		
Woven & Knitted Backing																		
Rubber Tile Floor Coverings																		
Linoleum Sheet																		
Linoleum Tiles																		
Needle Fleece Flooring																		
Corkment Coverings																		
Outdoor Floorings																		

✓ Suitable floor covering for application

NOTE: This is intended as a guide only, referring to product applications and limitations. Current Technical Datasheets should always be consulted to ensure that the product fits for it's intended purpose.

For more information, contact ARDEX toll free on + 65 6861 7700 or visit www.ardex.com.sg

Primers Additives



ARDEX P 16

MULTIPURPOSE PRIMER

ARDEX P 16 is a water-based primer used for improving the adhesion of ARDEX products to various substrates. It is easy to apply with a sponge, brush or roller with applications of subsequent products able to take place with minimal downtime.

It is compatible with subsequent applications of ARDEX tile adhesives, floor levelling compounds and undertile waterproofing membranes.

Application

Internal and External application

Coverage

Approx. 5 -7m²/litre

Installation



Drying Times

From 1 hour depending on temperature, ventilation and substrate conditions

Packaging

20L or 200L



ARDEX P 51

CONCENTRATED WATER-BASED PRIMER AND BONDING AGENT

ARDEX P 51 is a water based primer, precoat, bonding agent and pore closer for concrete substrates. It is used to prevent air bubbles rising through subsequently applied sub-floor smoothing and levelling compounds and to prolong their flow life and workability. Only for use as a primer on floors that are dry and have an effective damp proof membrane.

Application

Internal dry surfaces only

Coverage

Up to 100m² per 5Kg with mixing ratio 1 part P 51 : 3 parts water

Drying time

From 1 hour depending on temperature, ventilation and substrate conditions

Dilute

1: 3 parts with water

Installation



Packaging

5Kg or 20 kg or 200 kg



ARDEX P 82



ARDEX R 2 SE

WATER DISPERSED EPOXY PRIMER

ARDEX P 82 is a water based two component synthetic resin primer and bonding agent for application of ARDEX Underlayments on dense and smooth substrates. Substrates includes 35+MPa concrete, wood and wood based panels, terrazzo, glazed and quarry tiles and steel decking.

Application

Internal dry surfaces only

Mixing ratio

Component A and B is mixed at the ratio of 1:1 by volume or weight

Coverage

5 - 10m²/ L onto non porous concrete

Installation



Drying time

From 3 hours (max. 24 hours) depending on temperature, ventilation and substrate conditions

Packaging

6kg / set

2 COMPONENT SOLVENT FREE EPOXY PRIMER

ARDEX R 2 SE is a two-component solvent-free epoxy resin for use with ARDEX polyurethane screeds and self-smoothing epoxy floor coatings.

Blind with ARDEX Fine Aggregate and use as a primer prior to applying thick applications of the ARDEX Industrial Floor System, or other appropriate ARDEX cement-based products.

Where surfaces are very porous, more than one coat of primer may be required to achieve the desired bonding efficiency.

Green Label certified



Application

Internal dry surfaces only

Coverage

Approx. 0.25kg/m²/coat

Installation



Drying Times

Approx. 5 - 6 hours

Packaging

10kg / set



ARDEX PU 30



ARDEX E 25

POLYURETHANE PRIMER

ARDEX PU 30 is solvent-free and low emission, ready to use 1-component PU Primer. Due to the reaction with moisture, a hard and dry film will be achieved.



Application

Internal and External application

Coverage

- 100-150 g/m in one coat as a primer
- 250-300 g/m in two coats as residual humidity barrier

Drying time

- Approx. 1 hr as primer
- Approx. 2 hrs with sand blinding

Substrates

Can be applied to absorbent and non-absorbent subfloors:

- Concrete
- Sand cement, magnesia and anhydrite screeds
- Mastic screeds
- Old leveling compounds firmly
- Adhered flooring adhesives etc.
- Moisture sensitive substrates such as OSB and hardfiber boards
- Dry screed elements fiber reinforced
- Plaster boards
- Old SMP-adhesive residues
- Ceramic tiles and terrazzo floors

Installation



Packaging

11kg

TENSILE ENHANCER FOR ARDEX LEVELLING COMPOUNDS

ARDEX E 25 is a liquid admixture designed to enhance tensile strength, improve surface toughness and increase flexibility of selected ARDEX compounds.

Used particularly with ARDEX K 15 and ARDEX CL 5 in applications including levelling over tiles or ARDEX WPM 300 moisture barrier. Also used in high traffic areas to resist indentations from heavy loads.

Application

Additive for ARDEX sub-floor smoothing and levelling compound

Packaging

5kg or 20kg

Screed, Sand And Aggregate



**ARDEX
A 35**

**RAPID SETTING AND ULTRA
RAPID DRYING CEMENT
FOR FLOOR SCREEDS**

ARDEX A 35 incorporates ARDEX RAPIDRY FORMULA Technology which produces a floor screed that can be walked on after just 3 hours, and is dry enough to receive floorcoverings after 24 hours regardless of thickness.

After 1 day, the compressive and tensile strengths of ARDEX A 35 exceed the acceptable minimum attained by a conventional screed after 28 days.

Marine Certification Product



Thickness

- Bonded screed: 15 - 50mm
- Unbonded screed: 50mm+
- Floating screed: 65/75mm+ (65mm for domestic locations only)

Drying time

- Walkable in 3 hours
- Ready for floor coverings in 24 hours

Substrates

- Bonded or unbonded screeds
- Floating screeds

Floor coverings

- Ceramic tiles
- Natural stone tile

Location

Internal dry areas

Coverage

- Approx. 0.37kg of ARDEX A 35 cement per m² for each mm of screed thickness using a 1:4 mix
- Approx. 0.31kg of ARDEX A 35 cement per m² for each mm of screed thickness using a 1:5 mix
- For slurry bonding allow an extra 2 x 25kg of ARDEX A 35 cement and 3 x 5kg of bonding agent ARDEX P 51 per 100 m²

Packaging

25kg



**ARDEX
A 38**

**RAPID HARDENING AND
DRYING CEMENT FOR FLOOR
SCREEDS IN INTERNAL OR
EXTERNAL LOCATIONS**

ARDEX A 38 is a special cement for producing a rapid setting, rapid hardening and rapid drying floor screed, allowing ceramic tiles or stone to be fixed after only 4 hours, even on unbonded and floating screeds.

After only one day the compressive strength and tensile bending strength of an ARDEX A 38 screed exceeds the acceptable minimum attained by an ordinary cement screed after 28 days and is also dry, irrespective of thickness.

ARDEX A 38 can be used to produce a bonded screed, an unbonded floor screed laid onto a membrane, or a floating floor screed laid onto a compressive quilt / insulating material.

Thickness

- Bonded screed: 15mm – 40mm
- Unbonded screed: 50mm
- Floating screed: 65/75mm (65mm for domestic locations only)

Drying time

Ready for floor coverings in 4 hours

Substrates

- New and existing concrete
- New and existing cement / sand screed

Floor coverings

- Ceramic tiles
- Natural stone tiles

Location

Internal and external

Coverage

- Approximately 0.31kg ARDEX A 38 cement per m² for each mm of screed thickness using a 1:5 mix
- For slurry bonding allow an extra 2 x 25kg ARDEX A 38 cement and 3 x 5kg of bonding agent ARDEX E 100 per 100m²

Packaging

25kg

ARDEX AGGREGATE



PREWASHED GRAVEL

ARDEX Aggregate – 20kg bag is size graded from 2 - 5mm to work with selected ARDEX compounds. Typically used to increase depth to which compounds can be applied or to improved economy. Always read individual ARDEX product datasheets for complete installation instructions.

ARDEX aggregate most effectively used with:

ARDEX A 35

The optimum proportions of cement to sand, or to sand plus aggregate, should be determined within the mix proportions of 1 part ARDEX A 35 cement with 4 - 5 (depending on mix design) parts by weight of sand or sand plus aggregate in order to obtain good workability.

ARDEX A 38

Increase screed thickness by filling up to a ratio of 1:5 powder to aggregate.

ARDEX A 46

For repairing localized holes exceeding 20mm, ARDEX A 46 can be filled up to a ratio of 1:1 powder to aggregate by volume.

Please note that adding aggregate will change the characteristics of compounds. In most cases, a final application of unfilled ARDEX compound will be required to achieve a smooth and level finish. Contact ARDEX Technical Services for advice or complete representative trial area to verify suitability.

ARDEX Screed Sand



**SIZE GRADED AND KILN
DRIED SAND**

ARDEX Sand – 25kg bag is size graded from 0.5 – 1mm and kiln dried to ensure consistent results when ARDEX products are used. Always read individual ARDEX product datasheets for complete installation instructions.

ARDEX Sand is used with:

ARDITEX NA

Used to increase depth from 12mm to 30mm when filled up to a ratio of 1:1 powder to aggregate by volume.

ARDEX CL 1 / ARDEX CL 11 / ARDEX K 11 / ARDEX K 15 / ARDEX K 35 / ARDEX K 301

By volume, ARDEX levelling compounds can be filled up to a ratio of 1:1 powder to aggregate. Depth and drying time remains unchanged.

ARDEX K 80 / ARDEX CL 5

By volume, these products can be filled up to a ratio of 1:1 powder to aggregate. Depth and drying time remains unchanged.

Moisture Control, Waterproof Membranes And Sealer



ARDEX WPM 256




ARDEX WPM 300



ARDEX DPM

HYDREPOXY BONDING BRIDGE

ARDEX WPM 256 is a two component water-based, epoxy polyamide, unpigmented bonding bridge for new and old concrete. An admixture for cement based materials and a structural penetrating sealer.



Application

As a new to old concrete bonding bridge. Add mixture to cement to produce variable strength of repair mortars.

As a concrete curing membrane to contain the water. Aid to curing of and sealing of concrete.

Substrates

Brick, masonry, concrete block, concrete, compressed fibreboard, stone and timber

Mixing ratio

Component A and B is mixed at the ratio of 1:1 by volume for bonding bridge and 1:1:1 (A:B:water) for priming

Coverage

- Bonding agent / penetrating primer: 7m²/L
- Curing membrane: 3m²/L

Installation



Packaging

4L, 20L/set

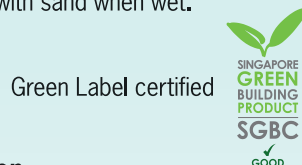
SUBSTRATE MOISTURE BARRIER AND GREEN SLAB PRIMER

ARDEX WPM 300 is an epoxy moisture barrier that will suppress excessive moisture vapour in new, or existing concrete slabs.

Not only does ARDEX WPM 300 safeguard your finished floor against moisture, you can save money and time by fast tracking projects – no more expensive moisture tests or waiting for slabs to dry.

Having great coverage and fast spread rate, ARDEX WPM 300 is cost effective despite being non-flammable with minimal odour. Therefore, it is safe to use in internal applications.

Also can be used as a green slab primer in conjunction with ARDEX P 82 or where broadcast with sand when wet.



Application

Internal and external substrates

Mixing ratio

Component A and B is mixed at the ratio of 1:1 by volume

Coverage

20L mixed will cover 30m² in 2 complete coats, e.g. 1.5m²/L

Drying time

Full cure in 7 days, sufficiently cured in 12 - 24 hours

Installation



Packaging

20L/set

SURFACE DAMP PROOF MEMBRANE – RESIDUAL MOISTURE SUPPRESSANT

ARDEX DPM is solvent free, low viscosity, two component epoxy resin. After hardening, the ARDEX DPM produces a membrane with high inherent strength and excellent bond strength to appropriate substrates including very damp concrete and screeds.

Thickness

Approximately 200 microns

Drying time

Ready for over coating after 8 hours

Application

Internal substrates

Substrates

Concrete or floor screed (must be hard, sound and free from dust)

Coverage

Approximately 4m²/kg
e.g. one 6kg unit will cover, approximately 24m² per coat at 200 microns

Installation



Packaging

6kg/set

Sealer Coatings



**ARDEX
WPM
163**

**SHELTERCOAT
PENETRATIVE SEALER**

ARDEX WPM 163 is a clear water based penetrative sealer for internal and outdoor concrete surfaces.

Being low in odour, ARDEX WPM 163 is particularly suitable for incontinence barriers in health care institutions.

Substrates

- Concrete, cement renders, sandstone, clay and concrete masonry
- ARDEX cementitious compounds including A 45, K 80, K 15 and Feather Finish

Drying & curing

- 1st coat 30 - 60 minutes
- Recoat after 60 minutes
- Accept light traffic after 24 hours and fully cures in 7 days

Location

Internal and external

Coverage

15m² / L / coat – Number of overcoats relative to substrate porosity and application

Installation



Packaging

20L



**ARDEX
R 65 P**

**WATER-BASED
POLYURETHANE SEALER
FOR ARDEX TOPPING**

ARDEX R 65 P is a two-part urethane protective wear layer for interior use on ARDEX toppings. ARDEX R 65 P dries quickly to allow the installation of subsequent coats (3 coats recommended) within 4 hours of each other. It provides a matte finish and stain resistant.

Substrate

- Concrete, cement renders, sandstone, clay and concrete masonry
- ARDEX cementitious Topping

Mixing Ratio

Component A and B is mixed at the ratio of 10:1 by volume

Drying Times

- To recoat: Approx. 4 - 24 hours Light foot traffic
- approx. 24 hours after final coat is applied
- Full cure (full traffic): 7days

Coverage

Approx. 25 - 35m² /set

Installation



Packaging

6.6L / set



**ARDEX
R 160 P**

POLYURETHANE COATING

ARDEX R 160 P is a coloured / clear; gloss, matt, satin ready to use solvent base two component coating based on high-quality polyester branched polyurethane resin.

Substrates

- Concrete, cement renders, sandstone, clay and concrete masonry
- ARDEX cementitious Topping
- ARDEX Resinous flooring

Mixing Ratio

Component A and B is mixed at the ratio of 4:1 by volume

Drying Times

- To recoat: Approx. 5 - 6 hours Light foot traffic
- approx. 24 hours after final coat is applied
- Full cure (full traffic): 7days

Coverage

Approx. 0.13kg/m²

Installation



Packaging

6.75kg



**ARDEX
330**

CONCRETE SEALER

ARDEX 330 Concrete Sealer is a water-based modified acrylic epoxy formula offering superior adhesion to concrete and cementitious flooring. It contains low VOCs and has very little odor during application. It offers excellent toughness and wear resistance properties. It is suitable for use as a clear topcoat over concrete and cementitious topping.

Substrates

- Concrete floor
- ARDEX cementitious Topping

Drying Times

- To recoat: Approx. 2 - 4 hours Light foot traffic
- approx. 24 hours after final coat is applied

Coverage

Approx. 8 - 10 m² / L / coat


Installation




Packaging

20L pail


Commercial Flooring



ARDEX CL 1



ARDEX CL 11



ARDEX CL 312

FLOOR LEVELLING COMPOUND

ARDEX CL 1 has been especially designed to produce a smooth, flat surface when applied to hard, rigid sub-floors such as sand/cement screeds, concrete etc.

ARDEX CL 1 contains high quality synthetic resins, special cements and selected fillers so that, when mixed with water, a fluid easily trowelled mortar with free-flowing properties is produced.

Green Label certified



Thickness

It can be laid at depths from 3 to 8mm.

Drying time

- Walkable after approximately 3 hours
- Ready for floor coverings after 24 - 72 hours

Substrates

- New, existing or rough screeded concrete
- Existing quarry tile
- Damp or moisture vulnerable concrete when used in conjunction with an ARDEX moisture control system

Floor coverings

- Linoleum, vinyl, carpet
- Ceramic and quarry tiles
- Timber floor
(Contact ARDEX Technical Services)

Location

Internal in above or below grade applications

Mixing ratio

25kg bag should be mixed with 5.5 - 6 litres of cool, clean water

Coverage

- Approx. 5m² at 3mm thickness per 25kg bag
- Approx. 1.65kg powder / m² / mm

Packaging

25kg

COMMERCIAL SMOOTHING AND LEVELLING COMPOUND

ARDEX CL 11 has been especially designed to produce a smooth, flat surface when applied to hard, rigid sub-floors such as sand/cement screeds, concrete etc.

ARDEX CL 11 contains high quality synthetic resins, special cements and selected fillers so that, when mixed with water, a fluid easily trowelled mortar with free-flowing properties is produced.

Green Label certified



Thickness

Approximately 3mm, maximum up to 10mm in one application or 20mm in two applications or mixed with sand.

Drying time

- Walkable after 3 hours
- Ready for floor coverings in 24 - 48 hours if the thickness is ≤ 5 - 10mm

Substrates

- New, existing or rough screeded concrete
- Existing quarry and ceramic tile
- Damp or moisture vulnerable concrete when used in conjunction with an ARDEX moisture control system

Floor coverings

- Linoleum, vinyl, carpet
- Ceramic and quarry tiles
- Timber floor
(Contact ARDEX Technical Services)

Location

Internal in above or below grade applications

Mixing ratio

25kg bag should be mixed with 6 litres of cool, clean water

Coverage

- Approx. 5.55m² at 3mm thickness per 25kg bag
- Approx. 1.5kg powder / m² / mm

Packaging

25kg

UNIVERSAL FLOOR LEVELLING COMPOUND

ARDEX CL 312 is a one-part, fast setting, self-smoothing compound with built-in synthetic latex polymer. Suitable for preparing interior floors prior to laying sheet and tile soft floor coverings, natural stone and ceramic tiles. It can be used on a wide range of absorbent and non-absorbent floor surfaces.

Green Label certified



Thickness

Approx. 3mm - 9mm in one application 10 - 20mm using with 2 - 5mm aggregates

Drying time

- walkable after 3 hours
- Ready for floor covering in 24 - 38 hours if thickness < 6 mm

Substrates

- New and existing concrete
- New and existing cement / sand screed

Floor coverings

- Quarry and ceramic tiles
- Natural Stone
- Parquet
- Rubber, Vinyl, Carpet

Location

Internal

Mixing ratio


25kg bag should be mixed with 6 litres of cool, clean water

Coverage

Approx. 5m² at 3mm thickness per 25kg bag

Packaging

25kg bag



ARDEX K 310



ARDEX K 11

SELF-LEVELLING SMOOTHING COMPOUND AS UNDERLAYMENT

ARDEX K 310 is a single component, fast setting, self-leveling and smoothing compound with built-in synthetic latex polymer. Suitable for preparing interior floors prior to laying parquet, vinyl sheet and tile, soft floor coverings, natural stone, ceramic tiles etc. It can be used on a wide range of absorbent and non-absorbent substrates including concrete, cement, sand screeds and ceramic.

Green Label certified



Thickness

It can be laid at depths from 3mm up to 8mm and from 9 - 10mm with the addition of 3mm quartz sand.

For thickness exceeding 20mm up to 35mm, up to an equal volume of 3 - 8mm aggregate may be used.

Drying time

- Light foot traffic allowed after 3 – 4 hours
- Ready for floor coverings after 48 hours for thickness at 3mm

Substrates

- New and existing concrete
- New and existing cement / sand screed

Floor coverings

- Quarry and ceramic tiles
- Natural Stone
- Parquet
- Rubber, Vinyl, Carpet

Location

Internal

Mixing ratio

25kg bag should be mixed with 5.5 - 6 litres of cool, clean water

Coverage

Depending on the roughness and surface profile of the floor, the application thickness is 3mm and the coverage will be approx. 5m² per 25kg per bag.

Packaging

25kg

LEVELLING AND SMOOTHING COMPOUND

ARDEX K 11 has been especially designed to produce a smooth, flat surface when applied to hard, rigid sub-floors such as sand/cement screeds, concrete, etc. ARDEX K 11 contains high quality synthetic resins, special cements and selected fillers so that, when mixed with water, a fluid easily trowelled mortar with free-flowing properties is produced. For smoothing applications ARDEX K 11 can be applied at 1.5mm.

Thickness

- 3 to 10mm
- 10 to 20mm using aggregate 2 - 5mm

Drying time

- Walkable after 3 hours
- Ready for floor coverings overnight (12 - 16 hours)

Substrates

- New and existing concrete
- New and existing cement / sand screed

Floor coverings

- Carpet
- Ceramic and quarry tiles
- Timber
- Vinyl

Location

- Internal
- Above grade applications

Mixing ratio

25kg bag should be mixed with 6 litres of cool, clean water

Coverage

- Approx. 5m² at 3mm thickness per 25kg bag
- Approx. 1.5kg powder / m² / mm

Packaging

25kg



ARDEX K 15

RAPID DRYING SELF LEVELLING SMOOTHING COMPOUND

ARDEX K 15 is extremely versatile and is suitable for a wide range of substrates. ARDEX K 15 is able to receive virtually any floor covering in 16 to 18 hours.

Marine Certification Product



Thickness

- 3 to 10mm
- For 10 - 35mm thickness, add aggregate

Drying time

- Walkable in 2 hours
- Ready for floor coverings in 16 - 18 hours

Substrates

- New, existing or rough screeded concrete
- Rain damaged concrete which has been mechanically prepared
- Existing quarry and ceramic tile
- Steel decking (Contact ARDEX Technical Services)
- Timber floors (Contact ARDEX Technical Services)
- Damp or moisture vulnerable concrete when used in conjunction with an ARDEX moisture control system

Floor coverings

- Linoleum, vinyl, carpet
- Ceramic and quarry tiles
- Timber – parquetry and floating

Location

Internal dry areas

Mixing ratio


25kg bag should be mixed with 6 litres of cool, clean water

Coverage

Approx. 5.5m² at 3mm thickness per 25kg bag

Packaging

25kg



ARDEX K 35

COMMERCIAL RAPID DRYING SMOOTHING AND LEVELLING COMPOUND

ARDEX K 35 is rapid drying, protein free and has superior self-smoothing properties for an easy utilisation. The product can be pump or trowel applied.

Thickness

- 3mm to 10mm in one application
- For thickness more than 10 mm and up to 20mm, two applications at 10mm each are required
- To be mixed with screed sand to achieve more than 15mm up to 50mm

Drying time

- Walkable after approx. 3 hours, 3 mm thickness at 30°C
- Ready to receive floor coverings overnight (12 - 16 hours) at 30°C

Substrates

- Concrete, cement / sand screed
- Can be applied to absorbent and non-absorbent subfloors

Floor coverings

- Linoleum, vinyl, carpet
- Ceramic and quarry tiles
- Timber floors

Location

For internal use only

Mixing ratio

25kg bag should be mixed with 5.5 - 6 litres of cool, clean water

Coverage

Approx. 5m² at a thickness of 3mm

Packaging

25kg



ARDEX K 55



ARDITEX NA

ULTRA RAPID SELF LEVELLING AND SMOOTHING COMPOUND

ARDEX K 55 is the ultimate fast drying Ardurapid self levelling and smoothing compound. Being ready to receive floor coverings in 1 hour, retail areas and production projects can be completed in one site visit. Having outstanding flow and self levelling, large areas can be smoothed fast in an economical 1.5 to 2mm application.

Thickness

Feather edge to any thickness in one application

Drying time

Walkable and ready for floor coverings in 90 minutes

Substrates

- New, existing or rough screeded concrete
- Existing quarry and ceramic tile
- Damp or moisture vulnerable concrete when used in conjunction with an ARDEX moisture control system

Floor coverings

- Linoleum, vinyl, carpet
- Ceramic and quarry tiles
- Timber – parquetry and floating

Location

Internal in above or below grade applications

Mixing ratio

20kg bag should be mixed with 5.2 litres of cool, clean water

Coverage

Approx. 7.52m² at 1.5mm thickness, 3.76m² at 3mm thickness

Packaging

20kg

UNIVERSAL SELF LEVELLING SMOOTHING COMPOUND

ARDITEX NA is formulated with excellent adhesion designed to work perfectly UNDER a damp proof membrane.

Also used to pre-level existing timber floors prior to the installation of timber sheeting for a stable base for new floor coverings.

Marine Certification Product



Thickness

- Feather edge to 12mm
- Bulk fill 12 - 30mm with 2 - 5mm aggregate

Drying time

- Walkable after 4 hours
- Ready for most floor coverings in 24 hours, ≥12mm thickness

Substrates

- New and existing concrete
- Damp or moisture vulnerable concrete
- Ceramic and quarry tiled floors
- Steel decks
- Timber floors
(contact ARDEX Technical Services)

Floor coverings

- Linoleum, vinyl, carpet
- Ceramic and quarry tiles
- Floating timber

Location

- Internal and external
- Under damp proof membranes

Mixing ratio

20kg bag should be mixed with 4.8L of ArditeX NA latex

Coverage

Approx. 5m² at 3mm thickness

Packaging

24.8kg / set

FLOORING TOOLS AND ACCESSORIES

ARDEX compounds are the result of complex research and development. Each compound contains special resins, polymers, sands, cements and micro additives. ARDEX tools are designed to facilitate installation through accurate and complete mixing of ARDEX compounds. Incorrect mixing and application may result in segregation, poor bonding or product underperformance.

ARDEX tools and accessories include:



Water Gauging Bucket



Hand Smoothing Trowel



Thickness Gauging Rake



Clear Mixing Pail



Stand Up Trowel



Spike Roller



Trowel & Trowel Handle

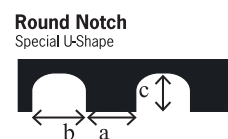
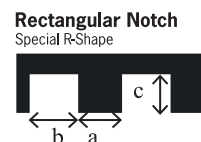
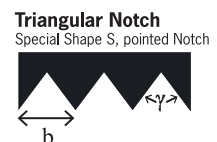


Mixing Paddle

A good adhesive adheres even better when used with the right application tools.


Trowel Notch Diagrams Include:

Notch	a in mm	b in mm	c in mm	y in mm	illustrations Actual Size
V	1.45	1.35	1.00	55.0	
V	1.6	1.6	1.6	—	
V	2.4	2.4	2.4	—	
V	3.30	3.70	3.25	55.0	
V	4.90	4.10	3.60	55.0	
V	7.90	6.10	5.00	60.0	
V	6.90	5.60	6.30	45.0	
S	0.10	4.20	3.35	60.0	
S	0.10	2.50	1.75	65.0	
S	0.2	2.8	4.7	—	
S	0.3	5.7	3.8	—	
U	2.0	1.6	0.8	—	



The comment and specifications in this table are given to the best of our knowledge and comply with the state-of-art standards. They are of a non-obligatory advisory nature only and do not constitute and an expressed or implied warranty of any types.

Wear Surface Topping



ARDEX CL 5



ARDEX K 80

COMMERCIAL SELF-SMOOTHING TOPPING

ARDEX CL 5 is a special formulated polymerized self-levelling topping for commercial floor areas.

ARDEX CL 5 provides a smooth, flat and level surface that can be installed from 3mm up to maximum thickness of 10 mm in a single application, it is applied at 3 – 5 mm normally.



Thickness

- 3mm to 10mm in one application
- For areas requiring over 50 to 100mm thickness, mix with 2-5mm aggregate

Drying time

- Setting time in 1 hour
- Ready for coatings in 24 - 48 hours
- Trafficable in 4 - 6 hours
- Walkable in 2 - 3 hours

Substrates

- New and existing concrete
- Cement render, masonry surface, autoclaved light-weight compound or light-weight board

Location

Overlay, internal

Mixing ratio

25kg bag should be mixed with 4.75 – 5.25 litres of cool, clean water

Coverage

- Approx. 5.5m² at 3.3mm thickness depending on the flatness of the substrates
- Approx. 1.5kg powder / m² / mm

Packaging

25kg

RAPID DRYING INDUSTRIAL TOPPING / WEARING SURFACE

ARDEX K 80 is a rapid hardening, quick drying, self-levelling compound designed to resurface indoor concrete floors. ARDEX K 80 produces a wear surface finish suitable for commercial and industrial areas including warehouse floors, parking garages and utility areas.

Thickness

- 5mm to 50mm in one application
- For areas requiring over 50 to 100mm thickness, mix with 2-5mm aggregate

Drying time

- Walkable in 2 hours
- Ready for coatings in 24 hours
- Trafficable in 48 hours

Substrates

- Polyurethane coatings
- Epoxy coatings
- Specialty floor coatings
- New and existing concrete
- Rough screeded concrete
- Damp or moisture vulnerable concrete when used in conjunction with an ARDEX moisture control system

Floor coverings

Range of surface finishes including suitable resin coatings, tiles and natural stone

Location

Internal above or below grade applications

Mixing ratio

25kg bag should be mixed with 5.5 to 6 litres of cool, clean water

Coverage

Approx. 1.65 kg powder / mm / m²

Packaging

25kg



ARDEX K 301



ARDEX 308

EXTERNAL SELF LEVELLING TOPPING

ARDEX K 301 Levelling Compound is formulated for external applications resisting the effects of sun, rain, heat, cold and even freeze thaw conditions.

Having outstanding durability, ARDEX K 301 is also perfect for wear surfaces in workshops, domestic garages, storage areas, light commercial areas, courtyards and footpaths.

Thickness

3 - 20mm

Drying time

- Walkable from 2 - 3 hours
- Ready for tile and surface coatings from 24 hours

Substrates

New and existing concrete, moist or dry

Location

- External and internal
- Above or below grade application

Mixing ratio

25kg bag should be mixed with 5.25 litres of cool, clean water

Coverage

- 3m² at 5mm thickness per 25kg bag
- Approx. 1.6kg powder / m² / mm

Packaging

25kg

ACRYLIC POLYMER CEMENTITIOUS COATING

ARDEX 308 is a two component that mixed with dry components for all types of resurfacing, patching and repairing of concrete surface. Part A comprise of a polymer emulsion developed from the latest latex technology. Part B comprise of special cement for specially graded fillers and additives.

Thickness

4 - 6 hours for foot traffic @30°C

Drying time

approximately 30 minutes after installing a skim coat application

Substrates

- New and existing concrete
- New and existing cement / sand screed

Location

Internal and External

Mixing ratio

5kg liquid should be mixed with 25kg powder using a low speed mechanical mixer until a homogeneous and lump free mix is obtained.

Coverage

The estimated coverage is 5m² at 3mm thickness.

Actual coverage

depends on the method of application, the temperature and porosity of the surface.

Packaging

25 kg Powder, 5 kg Liquid



ARDEX 318

RAPID HARDENING AND HIGH WEAR-RESISTANCE POLYMER MODIFIED CEMENTITIOUS COATING (HEAVY-DUTY)

ARDEX 318 is a two component polymer modified cement slurry coating with rapid hardening and high compressive strength. It has excellent skid, abrasion and impact resistance. Suitable for foot and vehicular traffic.

Thickness

It can be laid at minimum depths of 3mm and maximum of 6mm in one application.

Drying time

Light foot traffic allowed after 2 hours @ 30% RH

Substrates

- New and existing concrete
- New and existing cement / sand screed

Location

External and Internal

Mixing ratio

5kg (liquid) should be mixed with 25kg powder using a low speed mechanical mixer until a homogeneous and lump free mix is obtained.

Coverage

The estimated coverage is 5m² at 3mm thickness per 30kg set. Actual coverage depends on the method of application, the texture and porosity of the surface.

Packaging

25kg powder and 5kg liquid

Ardurapid Skimming Compound & Repair Mortar



ARDEX A 46



ARDEX Feather Finish



ARDEX SKM

MULTI-PURPOSE REPAIR MORTAR

ARDEX A 46 is a rapid setting and hardening, slump free mortar which is ideal for external or internal repairs. The mortar sets and hardens rapidly to give a repair of exceptional strength and hardness.

Thickness

2-30mm in one application

Drying Time

- Walkable in 2 – 3 hours
- Ready for tile or floor coverings from 24 hours
- Coatings from 48 hours

Substrates

New and existing concrete, moist or dry

Coatings

- Polyurethane coatings
- Epoxy coatings
- Membrane coatings
- Ceramic and quarry tiles

Location

- Internal Application
- External application
- Above or below grade application

Mixing ratio

- A litre of mortar will cover 0.5m² at a thickness of 2mm
- 11kg bag should be mixed with 2.7 - 3 litres of water
- 25kg bag should be mixed with 6 - 7 litres of water

Coverage

6m² at 3mm

Packaging

4 x 3kg per box

RAPID DRY SKIM SMOOTHING COMPOUND

ARDEX Feather Finish™ is formulated to efficiently smooth surfaces by filling imperfections without the need to use additional material to build a skim coat over the entire surface ensuring three times the coverage of sanded skimming products.

Needing no priming and with Ardurapid fast dry technology, ARDEX Feather Finish™ is ready to receive floor coverings in as little as 15 minutes.

Thickness

Feather edge to 3mm

Drying time

Ready for floor coverings from 15 minutes

Substrates

- New and existing concrete
- Terrazzo, quarry and ceramic tiles
- Timber floors
- Existing vinyl floors

Floor Coverings

- Linoleum, vinyl, carpet
- Ceramic and quarry tiles
- Floating timber

Location

Internal above grade application

Mixing ratio

- 10kg bag should be mixed with 5 litres of cool, clean water
- 11kg bag should be mixed with 5.5 litres of cool, clean water

Coverage

Up to 50m² when a skim coat is applied

Packaging

10kg, 11kg

SKIMCOAT PATCH AND FINISHING UNDERLAYMENT

ARDEX SKM is Skim Finish - Skim Coat Patch & Finishing Underlayment is a trowelable patch and skim coat. ARDEX SKM provides a permanent, smooth, durable finish prior to the installation of floor coverings. It is hardens quickly, is very easy to apply and dries fast without shrinkage.

Thickness

Feather edge to 12mm

Drying time

approximately 30 minutes after installing a skim coat application

Substrates

- Interior concrete
- Wood
- Ceramic or quarry tile
- Cutback and other non-water soluble adhesive residues

Floor Covering

Linoleum, vinyl, carpet ceramic and quarry tiles floating timber

Location

Internal above ground application

Mixing ratio

10kg bag should be mixed with 3 litres of cool, clean water

Coverage

Approx. 30m² – 40m² when a skim coat is applied

Packaging

10kg

Floor Covering Adhesives

INTRODUCTION TO ARDEX FLOOR COVERING ADHESIVES

ARDEX is known and trusted worldwide in providing unique products and services that take time and risk out of the flooring installation process. ARDEX adhesives are designed to meet installer preferences with higher performance to lower the total cost of installation while providing long term reliability for the owner of the floor.

ARDEX adhesives are manufactured worldwide using best practice and advanced technology from ARDEX research and development research scientists' from North America, Europe, Asia, Australia and New Zealand.

Solvent free and low VOC.

ARDEX adhesives for internal floor coverings including carpet, vinyl sheet, vinyl plank, vinyl tile and linoleum have been formulated without hazardous organic solvents and have been independently tested to Green Building Councils for VOC content.

Recommendations for best substrate preparation practice

Surface preparation

All substrates must comply with relevant standards. In particular, it must be level, permanently dry or protected from moisture, firm, load-bearing, free from curing compounds, cracks and also have a high tensile and compressive strength.

Priming

Substrate porosity varies widely which will significantly alter adhesive performance including set-up, working time and coverage. Priming substrates reduces the effect of substrates variation on adhesive performance ensuring greater reliability of installation.

Trowels

Always use nominated trowels and replace them frequently. Never use worn-out trowels. Where floor covering manufacturer trowel sizes vary from that specified by ARDEX, contact ARDEX for further advice.

Rolling

Always use the manufacturers' nominated roller to ensure the floor covering is pressed on to the substrate enabling successful adhesive transference and contact for long-term performance.

Test Area

Where new or unusual conditions are encountered, a test area should be installed to verify adequate and successful installation practice.

Substrate Moisture Content

When substrate exceeds a 5.5% moisture content, 70% RH or is vulnerable to moisture, such as basements, subgrade and older buildings, an ARDEX moisture barrier system should be installed.

Temperature

Condition adhesive and floor coverings to working area temperature 24 hours prior to and 48 hours after installation. Installation temperature of working area, floor covering, adhesive and substrate to be a minimum of 10°C and a maximum of 30°C.

If in doubt, ask

ARDEX provides nationwide training, project specification and job site support for ARDEX customers to eliminate installation risk and provide customers with the lowest total cost of installation. For technical enquiries, contact ARDEX on +65 6861 7700 or your sales professional.

IMPORTANT NOTE

Variations in site conditions including porosity, air movement and temperature, humidity, substrate temperature and moisture, priming, substrate smoothness will alter coverage, set up time and working time.

ARCHITECTURAL SPECIFICATION GUIDELINE

Flooring preparation for vinyl coverings

This specification guideline covers the preparatory levelling of internal concrete floor in preparation for the installation of vinyl floor coverings. The guideline assists building professionals in more accurately specifying self-levelling compounds. It is recommended that levelling compounds are installed by experienced layers. All products shall be used and applied in strict accordance with the manufacturers' recommendations.

- The flooring contractor shall inspect the floor and provide a written report to the purchaser in accordance with AS1884 standard for floor coverings.
- The contractor shall discuss his findings with the purchaser and make written recommendations on altering the specification consistent with the findings.
- All surfaces shall be mechanically prepared to remove contamination, curing compounds, additives and to open the pores of the substrate ensuring a porous surface is achieved.
- All surfaces shall be cleaned and free from all traces of dirt, dust and loose particles.
- The contractor shall test the floor for the presence of excess moisture.
- Where excess moisture exists, the contractor shall install a moisture barrier.
- The contractor shall inspect the floor for cracking.
- Where cracks are identified as structural, the contractor shall discuss and obtain an instruction for remedial work from the main contractor.
- Where cracks are dormant and non-structural, chase cracks and backfill with ARDEX A 46 repair mortar.
- Add ARDEX E 25 admixture when applying ARDEX K 15 over ARDEX WPM 300 moisture barrier. It has to be primed with ARDEX P 82.
- Prime porous surfaces with ARDEX P 51 primer.
- Prime non-porous surfaces with ARDEX P 82 primer.
- The contractor shall test for 'Planeness' and 'Smoothness' in accordance with BS8402 standard.
- Planeness shall not be less than 3mm under a 3m straight edge.
- The contractor for floors that does not meet the standard of planeness, shall apply a flood coat of 3mm or greater of ARDEX K 15 rapid drying self-levelling smoothing compound. Where the floor is 'Plane' but not 'Smooth', the contractor shall apply ARDEX Feather Finish rapid drying smoothing compound.

Note: It is the responsibility of the contractor to check AS1884 for amendments.



ARDEX AF 142

FAST GRAB VINYL ADHESIVE

ARDEX AF 142 is designed to install PVC plank and PVC wall sheet. Combining fast grab and high tack, ARDEX AF 142 reduces slippage for easier installation. When used in the ARDEX System, the smaller notch trowel increases coverage and speeds installation.

Set up time

Approximately 10 to 15 minutes

Working time

Approximately 15 to 20 minutes

Substrates

- Hardboard underlayment board approved to AS2458
- Cementitious underlayment and concrete with less than 5.5% moisture content or 70% RH

Floor coverings

Vinyl plank and vinyl wall sheet

Location

Permanent internal application

Coverage

- System ARDEX – Vinyl Plank : On primed ARDEX Ardurapid™ self levelling smoothing compounds using U1 0.8 x 1.6 x 0.8 U-notch trowel approx. 6.5 – 7m²
- Using a 1.6 x 1.6 x 1.6 mm V-notch trowel: approx. 5m² per litre

Packaging

15L



ARDEX AF 143 SE

PRESSURE SENSITIVE VINYL ADHESIVE

ARDEX AF 143 SE is designed to dry quickly to allow faster installation. When used in the ARDEX System, the higher performance formulation is designed to be used with smaller notch trowels to increase coverage and speed installation.

Set up time

Approximately 10 to 15 minutes

Working time

Approximately 24 hours

Substrates

- Hardboard underlayment board approved to AS2458
- Cementitious underlayment and concrete with less than 5.5% moisture content or 70% RH

Floor coverings

- Vinyl composition tile
- Underlay and PVC backed carpet tile

Location


Replaceable internal application

Coverage

- System ARDEX – Tile : On primed ARDEX Ardurapid™ self levelling smoothing compounds using 0.8 x 1.6 x 2.0 U-notch trowel approx. 7.5m² per litre
- Using a 1.6 x 1.6 x 1.6 mm V-notch trowel: approx. 5m² per litre

Packaging

15L



ARDEX AF 148

ALL PURPOSE FLOORING ADHESIVE

ARDEX AF 148 is a single component, dispersion based adhesive for laying LVT, PVC and VCT floorings in sheets, tiles, planks and carpet tiles on internal levelled subfloors.

Green Label certified



Set up time

Approximately 5 - 15 minutes

Working time

Approximately 120 minutes

Substrates

- The substrate must satisfy the requirements of DIN 18365
- Subfloors must be level, permanently dry, solid and free from cracks, dirt and adhesion inhibiting substances

Floor coverings

- LVT Flooring
- Homogeneous and heterogeneous PVC flooring in sheets or tiles
- CV Flooring
- Carpet tiles
- Loose laid modular floors

Location

Releasable or Permanent Internal application

Coverage

approx. 130 - 160g/m² when using A1 notched trowel

Packaging

15L



ARDEX AF 172 SE

ACRYLIC SHEET VINYL ADHESIVE

ARDEX AF 172 SE is an indoor water based acrylic adhesive which contains no hazardous solvents.

Marine Certification Product



Green Label certified



Set up time

Approximately 15 to 25 minutes

Working time

Approximately 60 minutes

Substrates

- All substrate must comply with AS 1884 and AS 2455
- Hardboard underlayment board approved to AS 2458
- Cementitious underlayment and dry concrete with less than 5.5% moisture content or 70% RH

Floor coverings

- Sheet vinyl
- Solid vinyl tiles
- Vinyl planks

Location

Permanent internal application

Coverage

Using a 1.6 x 1.6 x 1.6 mm V-notch trowel: approx. 5m² per litre

Packaging

15L



ARDEX AF 178 SE



ARDEX AF 190



ARDEX AF 270



ARDEX AF 365

UNIVERSAL SHEET VINYL ADHESIVE

ARDEX AF 178 SE is an internal water based acrylic copolymer blend adhesive designed for applicators who install sheet vinyl floor coverings in commercial and retail premises. It has excellent workability, long working time and effective plasticizer migration resistance.

Green Label certified



Set up time

Approximately 15 to 25 minutes

Working time

Approximately 60 minutes

Substrates

- All substrate must comply with AS 1884 and AS 2455
- Hardboard underlayment board approved to AS 2458
- Cementitious underlayment and dry concrete with less than 5.5% moisture content or 70% RH

Floor coverings

- Vinyl plank
- Vinyl tiles
- Vinyl wall sheet

Location

Permanent internal application

Coverage

Using a 1.6 x 1.6 x 1.6 mm V-notch trowel: approx. 5m² per litre

Packaging

15L

PREMIUM MULTIPURPOSE FLOORING ADHESIVE

ARDEX AF 190 is a waterbased, solvent free, high quality, dispersion adhesive based on synthetic resin/rubber emulsion with mineral fillers. ARDEX AF 190 has excellent wet grab and rapid strength development.

Green Label certified



Set up time

Up to 35 minutes

Working time

Approximately 10 to 35 minutes

Substrates

Concrete, sand/cement screeds, latex and water based levelling and smoothing compounds

Floor coverings

Textile floorings (Fibre bonded carpets, needle punch, latex and rubber foam backed, hessian, felt and resin backed carpets)

Location

Permanent internal application

Coverage

- For sub floor, the coverage of 80 – 100m² will be achieved
- Use a 2 x 6 mm notched trowel for general textile floorings and a 1.5 x 5mm trowel for PVC floorings

Packaging

15L

LINOLEUM AND CARPET ADHESIVE

Solvent-free dispersion-based linoleum and carpet adhesive for absorbent subfloors indoors.



Set up time / flash off time

Approx. 0 - 10 minutes

Working time

Approx. 15 minutes

Substrates

- The substrate must satisfy the requirements of DIN 18365
- Subfloors must be level, permanently dry, solid and free from cracks, dirt and adhesion inhibiting substances

Floor coverings

- Linoleum floorings
- Corkment coverings
- Tufting floorings with matted backing
- Synthetic second backing or jute backing
- Woven floorings
- Needle fleece floorings

Location

Permanent Internal application

Coverage

- **Linoleum floorings, corkment, tufting and woven floorings:** with B1 notched trowel approx. 325 - 375 g/m²
- **Needle fleece floorings, tufting and woven floorings with coarse textured backing:** with B2 notched trowel approx. 400 - 450 g/m²

Packaging

14kg

TIMBER ADHESIVE FOR TEAKWOOD FLOOR

ARDEX AF 365 is a single component, PVA polymer based emulsion adhesive for bonding plywood sub-floor, teak wood strip. It adheres to most types of wood, parquet or sheet timber flooring systems (with mechanical fixing).

Drying time

Allow the finished assembly to dry and cure and harden fully for at least 7 – 10 days before sanding and application of lacquer.

Substrates

Plywood and timber

Floor coverings

- Teakwood parquet
- Teakwood plank

Location

Permanent internal application

Coverage

The estimated coverage is 25 – 30m² per 20kg, depending on the roughness and surface of the floor

Packaging

20kg carton



**ARDEX AF
460 MS**



**ARDEX AF
480 MS**



**ARDEX AF
495**

ELASTIC SMP WOOD ADHESIVE

Solvent-free silane modified and elastic polymer adhesive for interior use on floors. It hardens by reaction with humidity. One-component and ready for use.



Set up time / flash off time

None

Working time

Approx. 40 minutes

Substrates

- The subfloor and the climatic conditions of the room must meet the requirements of DIN 18356
- Subfloors must be permanently dry, solid, level and free from cracks, dirt and adhesion-inhibiting substances

Floor coverings

- On-edge lamella parquet
- Oakstrips
- Multi-layer parquet
- ARDEX Sound insulation and decoupling mats on all suitable absorbent and non-absorbent substrates

Location

Permanent internal application

Coverage

- **For O-edge lamella:** Approx. 800 - 1000 g/m²
- **Sound insulation and Decoupling Mats:** Approx. 800 - 1500 g/m²
- **Solid wood lam parquet, strip parquet, multi-layer parquet:** Approx. 900 - 1000 g/m²
- **Large format and multilayer parquet:** Approx. 900 - 1000 g/m²

Packaging

18kg

FIRM-ELASTIC SMP WOOD ADHESIVE

Solvent-free silane modified and elastic polymer adhesive for interior use on floors. With high shear strength. Hardens with reaction to humidity.



Set up time / flash off time

None

Working time

Approx. 40 minutes

Substrates

- All surfaces must meet the NWFA Guidelines
- They must be permanently dry, smooth and level

Floor coverings

- On-edge lamella parquet
- Wide lamella
- Wood block
- Strip parquet
- Multi-layer parquet
- Solid wood planks, solid wood lamella parquet
- Mosaic parquet
- Planar cork
- ARDEX Sound insulation and decoupling mats on all suitable absorbent and non-absorbent substrates

Location

Permanent internal application

Coverage

- **Cork flooring:** Approx. 400 - 450 g/m²
- **O-edge lamella, mosaic parquet:** Approx. 800 - 1000 g/m²
- **Sound insulation and Decoupling Mats:** Approx. 800 - 1500 g/m²
- **Solid wood lam parquet, strip parquet, multi-layer parquet, wood block:** Approx. 900 - 1000 g/m²
- **Large format solid wood plank sand multilayer parquet:** Approx. 1000 - 1500 g/m²

Packaging

18kg

TWO COMPONENT POLYURETHANE ADHESIVE

ARDEX AF 495 is a two part polyurethane adhesive for fixing PVC, Polyolefins, linoleum, rubber and hardwood floor coverings. It is water-resistant when fully cured and is virtually emission free enabling thin PVC floor coverings to be installed without bubbling.

Laying time

Up to 70 minutes

Working temperature

Not below 15°C

Substrates

On or over smoothing underlayments, sand and cement screeds, calcium sulfate screeds and concrete

Floor coverings

PVC, rubber and hardwood

Location

- Wet areas
- External and internal use

Trowel Notch size / Coverage Notch Size (mm) m²/ 6kg unit

- **For PVC, Polyolefins (planks and tile), rubber coverings and quartz vinyl tiles:** A2 (1.5 x 3mm) approx. 17-20m²
- **For linoleum and other coverings with little structure on backing:** B1 (2 x 5mm) approx. 16-18m²
- **For coverings with a heavily structured backing:** B2 (2.6 x 5mm) approx. 10-12m²
- **For wood mosaic, t & g strip parquet and small format multi-layer parquet:** B3 (3.2 x 7mm) approx. 7-8m²
- **For 10mm solid, block parquet and parquet fillets:** B10 (5.7 x 15mm) approx. 6-7m²
- **For large-format multi-layer parquet, solid wooden floorboards and laminated floors:** B12 (5.1 x 10mm) approx. 4-5m²

Packaging

6kg



ARDEX AF 545

HEAVY DUTY EPOXY ADHESIVE

ARDEX AF 545 is a two-component easy to use water-resistant and flexible epoxy adhesive. Engineered with high strength ARDEX AF 545 is suitable for heavy static rolling loads and for dry and wet areas.

Set up time

Wet set – install immediately

Working time

Approximately 45 to 60 minutes

Substrates

- Hardboard underlayment board approved to AS 2458
- Cementitious underlayment and concrete with less than 5.5% moisture content or 70% RH

Floor coverings

- Commercial homogeneous sheet vinyl
- Linoleum
- Rubber tile floor coverings*

*Caution: contact ARDEX Technical Services

Location

Permanent internal and external application

Coverage

Approx. 6m² per kg of mixed adhesive on a primed, smoothed substrate with 0.8 x 1.6 x 2.0mm U-notch trowel

Packaging

4.5kg / set



ARDEX AF 620

SOLVENT FREE CONTACT ADHESIVE

ARDEX AF 620 is a universal adhesive, which has high tack and high-end strength. Can be applied with a brush or roller or notched trowel. Very low on emission and solvent-free.



Set up time

Approx. 30 minutes

Laying time

Up to 24 hours

Application

- PVC perimeter strips
- Stair profiles
- Covings
- Textile coverings with textile backings as well as hard needle punch
- Homogenous PVC coverings
- Rubber coverings and profiles
- Linoleum
- Onto absorbent and non-absorbent substrates

Location

Permanent internal application

Coverage

Approx. 100 – 200 g/m²

Packaging

2.5kg



ARDEX AF 962

PRESSURE SENSITIVE FLOORING ADHESIVE

Water-based, acrylic, pressure sensitive adhesive which contains no hazardous solvents. Superior tack provides high coverage which also speeds drying and allows for increased installation speed. The product is odourless when dry, free of hazardous organic solvents and low on VOC.



Set up time

Approx. 30 – 60 minutes

Laying time / working time

- Within 24 hours, but varies based on job conditions, substrate, temperature and humidity
- Vinyl-backed carpet tile & VCT: adhesive should be tacky but not touch dry
- Carpet pad / cushion underlay: install immediately when wet

Substrates

- Concrete
- ARDEX self-levelling underlayments
- Wood
- Terrazzo
- Existing resilient floor coverings

Floor coverings

- Vinyl-backed Carpet Tiles
- Vinyl Composition Tiles (VCT)
- Certain Carpet Pad / Cushion underlay

Location

Internal use, releasable or permanent installation

Coverage

- Approx. 8 - 12m² / L using a short nap roller or smooth edge trowel
- 5-6.5m² / L when using A2 notched trowel

Packaging

15L



ARDEX AF 2270



ARDEX AF 2365



ARDEX AF 2575

CONDUCTIVE VINYL ADHESIVE

ARDEX AF 2270 is an acrylic dispersion, with additives, leg forming with special fibres to achieve a high conductivity with very low emission.

ARDEX AF 2270 is physiologically and ecologically safe when dry.



Working time

Apply the textile and linoleum coverings within 5 to 20 minutes into the wet adhesive bed, apply PVC and rubber coverings in the semi wet adhesive bed and press them in firmly. Smooth down again after approximately 30 minutes. Allow 24 hours before sealing the joints in the covering.

Substrates

- The substrate must satisfy the requirements of DIN 18 365, "Floor covering work"
- It must be level, permanently dry, firm, load-bearing, free from parting agents and cracks and also have a high tensile and compressive strength and must be prepared accordingly

Floor coverings

- PVC coverings
- Textile coverings
- Rubber coverings up to 3.5 mm
- Needle punched coverings
- Linoleum coverings

Location

Permanent internal application

Coverage

- Approx. 300 g/m² for PVC rolls and rubber coverings.
- Approx. 390 g/m² for textile coverings and linoleum

Packaging

18kg

UNIVERSAL FLOORING ADHESIVE

ARDEX AF 2365 is water-based, low odour, solvent-free, acrylic, emulsion-based floor covering adhesive for internal use. The product has a Marine Certification and achieves the lowest possible emission limits.



Green Label certified



Set up time / flash off time

Approx. 10 - 20 minutes

Working time

Approx. 20 - 30 minutes

Substrates

- The substrate must satisfy the requirements of DIN 18365
- Subfloors must be level, permanently dry, solid and free from cracks, dirt and adhesion inhibiting substances

Floor coverings

- LVT floorings
- Textile floorings with latex foam backing, synthetic double or jute backing
- Woven floorings
- Needle fleece floorings
- Linoleum
- Rubber floorings up to 2.5 mm on absorbent subfloors
- Homogeneous and heterogeneous PVC floorings in planks and tiles
- Cushioned vinyl floorings

Location

Permanent internal application

Coverage

- **For CV Flooring:** with A1 notched trowel up to 67m²
- **Vinyl Tiles, Homogenous and Heterogenous PVC Sheet Floorcoverings, CV Floorcoverings, Rubber Floorcoverings:** with A2 notched trowel up to 56m²
- **Textile Floorcoverings:** with B1 notched trowel up to 39m²
- **Textile and Woven Floorcoverings with heavy structured backing Fibre Bonded:** with B2 notched trowel up to 30m²

Packaging

14kg

SMP RESILIENT AND RUBBER FLOORING ADHESIVE

ARDEX AF 2575 is a ready to use zero VOC, low odour, wet bond MS Polymer based 1-component floor covering adhesive that cures under water for installation of floor coverings on absorbent and non-absorbent subfloors. With very low emissions.



Set up time / flash off time

Approx. 5 - 20 minutes

Working time

Approx. 35 minutes

Substrates

They must be permanently dry, smooth, absorbent and level

Floor coverings

- Homogeneous and heterogeneous PVC flooring sheets and tiles
- Luxury vinyl tile floor in planks and tiles
- Solid vinyl plank or tile
- Rubber flooring
- Outdoor floorings

Location

- Permanent internal and external application
- Dry and wet areas

Coverage

- **LVT, Vinyl, CV Flooring, Rubber Flooring:** with A1 notched trowel up to 23m²
- **LVT, Vinyl, CV Flooring, Rubber Flooring:** with A2 notched trowel up to 19m²
- **Rubber Flooring with sanded back > 3.2:** with B1 notched trowel up to 16m²

Packaging

12kg

Technical Support

TECHNICAL SUPPORT

ARDEX is committed to being the leading provider of technical support in the field. We believe our responsibility does not end with the manufacture of innovative, technically superior products. Therefore, our team of technical advisors works with contractors and specifiers, as well as with the ARDEX R&D team to provide solutions for specific applications. Some of these common solutions are published in ARDEX Technical Bulletins which are available on request. Contact our Technical Services Department for help with anything out of ordinary. If we don't already have the answer, we will certainly investigate.

ONGOING PROFESSIONAL DEVELOPMENT

Our industry, like any other, requires ongoing training to keep up with the changes in both the materials (tiles, concrete, substrates etc) and standard / legislation.

For flooring contractors, committed to providing a high level of workmanship, ARDEX can help you stay up to date and increase both your professionalism and productivity.

ARDEX workshops / trainings designed to give you hands-on experience in addition to the theory:

These workshops / trainings cover:

- Developing practical application skills in priming, ramping, smoothing and levelling
- Avoiding moisture failure by substrate moisture testing and moisture barrier installation
- Product technology to develop expertise in matching product to application, substrate, floor covering and balancing risk
- Specification of floor preparation systems for economical installation
- Discussion of floor covering standard including contractual obligations and responsibilities

Contact your local ARDEX office for information on our workshops / trainings

DISCLAIMER

The technical details, recommendations and other information contained in this catalogue are given in good faith and represent the best of our knowledge and experience at the time of printing. It is the responsibility of the user to conduct their own tests to validate the suitability of the products. It is also the responsibility of the user to ensure that the products are used and handled correctly and in accordance with any applicable standards, the product instructions and recommendations and only for the uses they are intended. As we have no control over site conditions and the execution of the work, we accept no liability for any loss or damage which may rise as a result thereof. We also reserve the right to update the information at any time without prior notice to you to reflect our ongoing research and development program.

Country specific recommendations, depending on local standards, codes of practice, building regulations or industry guidelines, may affect specific installation recommendations. The supply of our products and service is also subject to certain terms, warranties and exclusions, which may have already been disclosed to you in prior dealings or are otherwise available to you on request.

Singapore

ARDEX SINGAPORE PTE LTD

7 Eunos Avenue 8A Singapore 409460
Telephone : +65 6742 4466
Telefax : +65 6741 4666
Email : sales@ardex.com.sg
Website : www.ardex.com.sg

SINGAPORE PLANT

26 Tuas Ave 4, Singapore 639376
Telephone : +65 6861 7700
Telefax : +65 6862 3381

Malaysia

ARDEX MANUFACTURING SDN. BHD. (669180-X)

No. 35-1 Jalan Puteri 2/3 Bandar Puteri
47100 Puchong Selangor
Telephone : +603 8060 1139
Telefax : +603 8060 0719
Email : sales@ardex.com.sg

Thailand

ARDEX (THAILAND) CO., LTD

969 Moo13, Soi 45, Bangna-Trad Road
Bangkaew, Bangplee,
Samutprakarn Province 10540 Thailand
Telephone : +66 2316 3069
Telefax : +66 2316 3075
Email : sales@ardex.co.th

Vietnam

Mobile : +84 901 351 308
Email : sales@ardex.com.sg

Stockist details:

